

Hey, hey, look at me



Hey, hey, look at me, I am clap - ping you can see.

Imitate clapping and add other movements.

Cuckoo, where are you?



Cuc - koo, where are you? Cuc - koo, I found you!

Game: One child hides eyes while the 'cuckoo' is hidden. For example, use a wood block for the cuckoo. As the child moves closer to the hidden cuckoo, the children sing louder, and as the child moves away from the hidden cuckoo, the children sing softer.


Nanny Goat





Nan - ny goat, Nan - ny goat, You can't catch a bil - ly goat.

Game: Play Nanny Goat like Duck, Duck Goose. Children sit in a circle; one child (the Billy goat) walks around the outside and taps heads to the beat as song is sung (one pat per head). The last head patted is the one that belongs to the child (the Nanny goat) who gets up to chase the Billy goat back to the empty spot in the circle.

Bickle, Bockle



Hop Old Squirrel



Owls in a Tree



The Mill Wheel

Round and round the mill goes round.
As it turns the corn is ground.

Game: Holding hands make a circle. Move clockwise to grind the corn. For older children, make two circles. One circle moves clockwise while the other circle moves counter clockwise.

Bow Wow Wow

Bow wow wow Whose dog art thou?
Lit - tle Tom - my Tuck - er's dog. Bow wow wow. Woof!

Sally Go Round

Sal - ly go round the sun, _____ Sal - ly go round the moon, _____
Sal - ly go round the chim - ney pot on a Sun - day af - ter - noon. WHOOPS!

Game: Form a circle with one child in the center. At the word "Whoops," s all jump into the air and land in a sitting position. The child in the center judges who made the best landing and the child chosen is the next to be in the middle.

Raining Again!

Musical notation for the song "Raining Again!". The first line is in treble clef, 6/8 time, with lyrics: "Rain-ing a - gain to - day _____ Rain-ing a - gain to - day _____". The second line starts with a measure rest marked "5" and continues with lyrics: "Rain - ing on Mon - day, rain - ing on Tues - day, Rain - ing a - gain to - day _____".

Music Time

J. Rutkowski

Musical notation for the song "Music Time". The first line is in treble clef, 2/4 time, with lyrics: "Hel - lo it's mu - sic time. Let's be - gin with some - one's name." The second line starts with a measure rest marked "5" and continues with lyrics: "Hel - lo it's mu - sic time, My name is .".

© 2003 J. Rutkowski. Used by permission

Wiggle Song

Beth Bolton

Musical notation for the song "Wiggle Song". The first line is in treble clef, 2/4 time, with lyrics: "Touch your nose, dah bah dum dum dum. Touch your nose, dah bah dum dum dum." The second line starts with a measure rest marked "5" and continues with lyrics: "Touch your nose, dah bah dum dum dum, and a wig - gle, wig - gle, wig - gle, wig - gle, dum dum dum." There is a fermata over the note "gle" in the second line.

From *Childsong Book 1* © 1999 Bestbael Music. Used by permission

Song Bank for *Musical Lives of Young Children*

–Sample of simple song bank based on the Kodály retrieval system

Title	Meter	Rhythmic Elements	Key	Melodic Elements	Use primarily to teach:	May also reinforce
Hey Hey Look at Me	2	Ta, ti-ti	C	G, E (sol-mi)	Steady beat, movement	Reinforce ta ta ti-ti ta
Cuckoo	2	Ta, ti-ti	C	G, E (sol-mi)	Ta, ta, ti-ti ta High-low; sol-mi	Singing alone (game)
Nanny Goat	2	Ti-ti, ta	C	G, E, and A (sol, mi and la)	Steady beat (game)	Introducing la
Bickle Bockle	2	Ta, ti-ti	C	G, E and A (sol, mi and la)	Steady beat (game)	Reinforcing la
Hop Old Squirrel	2	Ta, ti-ti, ta-ah	D	D, E, F# (do, re, mi)	Melody moving downwards by step	
Owls in a Tree	2	Ta, ti-ti, rest	D	D, E, F# (do, re, mi)	Steady beat	Reinforce do-re-mi
The Mill Wheel	2	Ta	F	C, D, A (sol, la, mi)	Higher voice sol, la, mi	
Bow Wow Wow	2	Ta, ta, ti-ti ta	F (pentatonic)	F, G, A, C, D (do, re, mi, sol, la)	Steady beat (game) mi-re-do descending	Reinforce do-mi-sol
Sally Go Round	6/8	Ti-ti-ti Ta-ti ta-ah	F	F, G, A, B-flat, C, D (do, re, mi, fa, sol, la)	Steady beat	Reinforce do-mi-sol
Raining Again Today	6/8	Ti-ti-ti Ta-ti ta-ah	d minor	A, F, D (mi, sol, la)	La tonal center Descending minor third	Do
Music Time	2	Ta, ti-ti, ti-ti, ta	D	D, E, F#, G, A, B (do, re, mi, fa, sol, la)	Greeting song. Descending triad.	Do